

2013-2014 Season

**CATCO IS
KIDS!**

PLAYGUIDE



The CAT in the HAT

January 17-26, 2014, Studio One, Riffe Center

Play originally produced by the National Theatre
of Great Britain

Based on the book by Dr. Seuss
adapted and originally directed by Katie Mitchell



The Story

How do you entertain yourself on a cold, wet, rainy day? What if you received a visit from a special guest? Imagine the excitement when you find your guest is a cat-- wearing a zany hat? From the moment the Cat in the Hat appears in our play, Sally and her little brother know this cat is the funniest, most mischievous creature they've ever met. This amusing cat will make their day, but he causes quite a ruckus which gets in the way. Will mom find out about what happened when she returns home? Join CATCO is Kids as the actors tell this fun loving story that is sure to charm and delight!



Author Dr. Seuss




Theodor Seuss Geisel was born on March 2nd 1904 in western New England's Springfield, Massachusetts to Robert and Henrietta Geisel. During Dr. Seuss' early years, his father managed a family business and later went on to supervise the public park system in Springfield. It is said that when Dr. Seuss was young his mother lulled him to sleep by chanting rhymes. Dr. Seuss' fond memories of his childhood find a place in his children's books during his adult years.

Before launching his career as a children's author, Dr. Seuss attended the prestigious Dartmouth University. During his time there, he began his career as a writer for the humorous magazine titled *Jack-O-Lantern*. Dr. Seuss continued his education by attending Oxford where he won the heart of his soon to be wife Helen Palmer.

What did Dr. Seuss do after college you may ask? Well, he took a trip to Europe of course! After his adventures in Europe, he continued to pursue his career as a cartoonist, illustrator, and author. The first children's book that Dr. Seuss wrote was *And to Think That I Saw it on Mulberry Street*. His career truly blossomed when with the infamous *Cat in the Hat* book inspired by a report from *Life* magazine that stated children did not want to read because books were boring. Dr. Seuss went after this challenge and ended up writing an engaging story comprising of only 236 words! *Cat in the Hat* was a huge success! Dr. Seuss wrote over 44 children's stories that continue to dazzle the imagination of children all over the world to this very day.

Did you know? Did you know that Dr. Seuss' real name is Theodor Seuss Geisel? Theodor cleverly used Dr. Seuss as one of his pen names. "Seuss" was Theodor's middle name as well as his mother's maiden name. Theodor also creatively wrote under the pen name Theo. Lesieg for many of his beginning reader books. Do you think Lesieg seems similar to Geisel? You are right! Lesieg is Geisel spelled backwards.

Books written by Dr. Seuss:



Green Eggs and Ham

Oh, the Places You'll Go!

Wacky Wednesday

Horton Hears a Who! Can you?

One Fish, Two Fish, Red Fish, Blue Fish

The Sneetches and Other Stories

Oh, the Thinks You Can Think!

The Lorax

Fox in Socks

Daisy-Head Mayzie

For a complete list of books written by Dr. Seuss go to www.seussdude.com/list-books

Online Resources: www.catinthehat.org · www.seussville.com · www.pbskids.org/catinthehat

THINGS TO THINK ABOUT AND DO



Curriculum Connections

You can use this Playguide and your visit to CATCO is Kids to help your students meet the curriculum standards required in schools by the Ohio Department of Education. Look throughout our Playguide for the icon

Curriculum
Connection

and you will find academic standards that correspond with the different activities listed.



Before the Show

1. Have a parent read to you Dr. Seuss' *The Cat in the Hat*. Who are the characters featured in the story? How do the illustrations and text help you to determine the character's personalities? Where does the story take place? What are the series of events in the story? What is the big problem in the story? How is the problem solved? Write down or share your thoughts with a parent or friend.

Curriculum
Connection

CCSS. ELA-Literacy. RL. 2.7

Use information gained from the illustrations and words in a print or digital text to demonstrate understanding of its characters, setting, or plot.

2. Read *The Cat in the Hat* aloud to a friend or family member. Who is the narrator of the story? How do you think the narrator's voice should sound? Whose point of view is the story being told by? How do you think the story would change if told by another character's point of view? Use your imagination to think about the way each character's voice may vary in the story. How might the character's personalities and point of view influence the way you read their words?

Curriculum
Connection

CCSS. ELA-Literacy. RL. 2.6

Acknowledge differences in points of view of characters, including by speaking in a different voice for each character when reading dialogue aloud.

3. Think about the story of *The Cat in the Hat* from your own point of view. What if the Cat in the Hat came to your house on a boring rainy day? Do you think the Cat in the Hat's tricks have gone too far in the story? Write down your ideas or share them with a friend or family member.

Curriculum
Connection

CCSS. ELA-Literacy. RL. 3.6

Distinguish their own point of view from that of the narrator or those of the characters.

THINGS TO THINK ABOUT AND DO



After the Show

1. Dr. Seuss' imagination made him an author full of wit and wisdom. Create a story or poem of your own inspired by Dr. Seuss' style of writing. Who are the characters in your story? What adventures await them on a rainy day? Make sure your story has descriptive details and clear sequence of events. Draw illustrations to help depict the characters in your story.

Curriculum
Connection

CCSS.ELA-W.4.3a (Grade 4)

Write narratives to develop real or imagined experiences or events using effective technique, descriptive details, and clear event sequences.



2. After reading *The Cat in the Hat* and watching the play, describe all the characters in the story to your friends or family members. Think about the character's traits, motivations, and feelings. Discuss how the character's actions contribute to the sequence of events in the story.

Curriculum
Connection

CCSS.ELA-Literacy.RL.3.3
(Grade 3)


Describe the characters in the story (e.g. their traits, motivations, or feelings) and explain how their actions contribute to the sequence of events.

3. After seeing *The Cat in the Hat*, talk with your class or peers about the performance. Discuss certain elements of the play such as the acting, props, or set pieces. How did these elements enhance your understanding of the story? Share your own opinion and also be considerate of the opinions of others.

Curriculum
Connection

Drama/Theatre
Responding & Reflecting
(4RE) (Grade 3)

Share personal opinions about a play or theatre experience and respectfully consider the opinions of others.



CATCO IS
KIDS!

Presenting sponsor



Supporting sponsor



Season sponsor



Season partner






Reading Between the Lines

Curriculum
Connection

CCSS.ELA-Literacy.RI.1.1: Read through the following pieces of text from the *Cat in the Hat* play. Discuss with a friend or family member the following questions listed below each passage.



SALLY & BOY

The sun did not shine
It was too wet to play
So we sat in the house
All that cold, cold wet day.
I sat there with Sally.
We sat there, we two
And I said, "How I wish we had something to do!"

Discussion Question Brainstorm all of the fun activities you can do on a rainy day. How do you keep yourself from being bored? Why do you think Sally and her brother have trouble finding something to do?



FISH

No! No! Make that cat go away!
Tell that Cat in the Hat
You do NOT want to play.
He should not be here.
He should not be about.
He should not be here when your mother is out!

Discussion Question Why do you think the fish does not want the Cat in the Hat to stay? Do you think that Sally and her brother should let the Cat in the Hat inside the house? Explain your answer.

CAT

"I call this game FUN IN A BOX!"
Said the cat, "In this box are two things
I will show to you now.
You will like these two things," said the cat with a bow.

Discussion Question What do you predict is going to be inside the box? Do you think the items inside the box will prevent Sally and her brother from being bored? Do you think their mother will be happy with what's inside of the box? Imagine that you have your very own "fun in a box". What fun items are stored inside your box?



SALLY, FISH, & BOY

Should we tell her
The things that went on there that day?
Should we tell her about it?
Now what SHOULD we do?
Well...What would you do if your mother asked you?



Discussion Question Imagine that you are Sally and her brother. Would you tell your mom about the events that went on that day? Explain your answer.

THINGS TO THINK ABOUT AND DO




Inspiring Quotes from Dr. Seuss

Dr. Seuss inspires both the young and old with his wit and wisdom. Read through the following quotes from this quirky and creative author and illustrator.



- "Don't cry because it's over, smile because it happened."
- "I like nonsense. It wakes up the brain cells. Fantasy is a necessary ingredient in living."
- "Sometimes the questions are complicated and the answers are simple."
- "Fantasy is a necessary ingredient in living. It's a way of looking at life through the wrong end of a telescope."
- "Why fit in when you were born to stand out?"
- "You'll miss the best things if you keep your eyes shut."
- "Think and wonder, wonder and think."
- "To the world you may be one person; but to one person you may be the world."
- "You're never too old, too wacky, too wild, to pick up a book and read to a child."
- "It's better to know how to learn than to know."
- "Oh the thinks you can think up if you only try!"



CATCO IS KIDS!

Presenting sponsor



Supporting sponsor



Season sponsor



Season partner



THINGS TO THINK ABOUT AND DO



Rhyme Time with Dr. Seuss

Dr. Seuss' charming stories are filled with masterful rhymes. Read the words below. Come up with three words that rhyme with the original word listed.

1. AT _____

2. STAR _____

3. DOG _____

4. BOX _____

Looking for help with this activity? Go to www.rhymezone.com, enter in a word and find countless rhymes!

Curriculum
Connection

CCSS. ELA-Literacy. R.F.K. 2a Recognize and produce rhyming words.
Kindergarten



Buzz, zap, zoom! The Cat in the Hat explains the word "Onomatopoeia"!



You may be wondering, what does the word onomatopoeia mean? Well you've come to the right place. Onomatopoeia is a way of describing words that imitate the sound they represent. Boom, ring, beep, and ping are just a few examples. You may read onomatopoeias in stories like *The Little Engine That Could*. In that story, the trains make sounds like, "Chug, chug, chug, puff, puff, puff, and ding-dong, ding-dong." You may also hear onomatopoeias in commercials on television. Do you know the cereal that makes the sound, "snap, crackle, pop"?

Search for words in *The Cat in the Hat* that sound like their meaning. Build a word wall with the words you find in the story. Create pictures to go with the words that are listed on the word wall. You may also wish to act out the words listed on the wall.

The above idea was inspired by the Skill-Building Displays section at the following website: www.scholastic.com/content/collateral_resources/pdf/s/seuss.pdf. Peruse the website for more fun Dr. Seuss activities!

CATCO IS
KIDS!

Presenting sponsor



Supporting sponsor



Season sponsor



Season partner

