


2015–2016 Season

CATCO IS  
KIDS!

# PLAYGUIDE

ELEPHANT AND PIGGIE'S

# "WE ARE IN A PLAY!"



book and lyrics by  
Mo Willems

music by  
Deborah Wicks La Puma

produced in association with  
Columbus Recreation and Parks

January 15–24, 2016  
Van Fleet Theatre, CPAC  
(Columbus Performing Arts  
Center, 549 Franklin Ave.)

## The Story

Mo Willems' beloved children's book characters have jumped from the page to the stage. It's the start of a new day for best, best, "bestus" friends Gerald the elephant and Piggie the pig. Gerald begins to wonder with pachyderm-sized concern about what could go wrong, but Piggie remains excited for the day to unfold. Joined by friends the Squirrelles, five sassy singing squirrels; the mail dog; and the ice cream penguin, Gerald and Piggie experience a day of great adventures where anything is possible and where true friendship is the most valuable present.

CATCO IS  
WHIMSICAL

Season sponsor  
Lbrands  
FOUNDATION

Season partner  
COLUMBUS  
METROPOLITAN  
LIBRARY

Media partner  
WOSU public  
media

The COLUMBUS  
FOUNDATION

CC  
Creative Commons  
Attribution-NonCommercial-ShareAlike 4.0  
International License

ART WORKS

National  
Endowment  
for the Arts

Nationwide  
FOUNDATION


SHUBERT  
FOUNDATION, Inc.

Ohio Arts Council

# About Mo Willems (Author, Playwright, and Lyricist)



An award-winning writer and animator, Mo Willems is best known for creating beloved children's books like *Knuffle Bunny*, the *Pigeon* books, and the *Elephant and Piggie* series. Besides writing children's books, Willems has an extensive television career. For nine seasons, he worked as a writer and animator for PBS' *Sesame Street*. Willems also created Nickelodeon's *The Off-Beats* and Cartoon Network's *Sheep in the Big City* and served as head writer for Cartoon Network's *Codename: Kids Next Door*. Willems has adapted some of his children's books into plays like the one you are about to see. Apart from writing and animating books, television shows, and plays, Willems also creates sculptures, which can be seen all over the nation.



# About Deborah Wicks LaPuma (Music)



Deborah Wicks LaPuma is an award-winning composer, music director, and orchestrator who writes plays and music for adults and children alike. In fact, she worked with Mo Willems on his first musical adaptation, *Knuffle Bunny: A Cautionary Musical*. Some of her other adapted works for young audiences are *Ferdinand the Bull* and *Nobody's Perfect*, a bilingual musical featuring English and American Sign Language. Her work has been heard all over the world and has been enjoyed by thousands.

# Curriculum Connections




You can use this Playguide and your visit to CATCO is Kids to help your students meet the curriculum standards required in schools by the Ohio Department of Education and the Common Core State Standards Initiative. Look throughout our Playguide for the icon

[Curriculum Connection](#)

and you will find academic standards that correspond with the different activities listed.

# THINGS TO THINK ABOUT AND DO

## Before the Show



Curriculum  
Connection

**Drama/Theatre: Grade 2**  
Cognitive and Creative  
Learning Processes:  
Creating ICE - ICE

1. Find an *Elephant and Piggie* book at the local library and read it with a family member or peer. Who are the characters in the book? Where does the story take place? Can you list all of the events that happen in the story? What do you think the story is trying to say? Use the answers to these questions to create your own play based on the same *Elephant and Piggie* book. What was the hardest part? What was the easiest part? Do you think your play will be similar or different?

Describe the characters, setting, central ideas, and plot in stories or dramatic and theatrical works.




Curriculum  
Connection

**Social Studies: Grade 1**  
Geography Strand: 5

2. Gerald is an African elephant, an elephant indigenous from the continent of Africa. Using a globe or a map at school or at home, find the continent of Africa. Can you find the United States? What about Ohio? Use the internet and books from your local library to research what landforms and bodies of water exist in and around the continent of Africa. How is Africa's geography different than the United States? How is it different from Ohio's? Using those same books, find buildings and structures that the people of Africa have built. How are they different than buildings and structures in the United States and Ohio? Share what you find with a family member. Then, use your information to write your own story about an elephant from Africa.

Places are distinctive because of their physical characteristics (landforms and bodies of water) and human characteristics (structures built by people).



Curriculum  
Connection

CCSS.ELA-Literacy.W.K.8

3. Columbus is fortunate to have one of the best zoos in the country. With your parents or a family member, go on a trip to the Columbus Zoo and visit the pig pen and the elephant exhibit. Think about one thing you want to learn about both pigs and elephants. Do you want to know what they eat? Where they live? What questions can you think of? Speak with the docents at the zoo to have your questions answered. After you leave the zoo, write down the answers to your questions on a piece of paper. Work with your parents or the family member that went to the zoo with you to remember everything you learned at the zoo about elephants and pigs.

With guidance and support from adults, recall information from experiences or gather information from provided sources to answer a question.

**CATCO** IS  
**WHIMSICAL**

Season sponsor  
**Lbrands**  
FOUNDATION

Season partner  
**COLUMBUS**  
METROPOLITAN  
LIBRARY

Media partner  
**WOSU** public  
media

**THE COLUMBUS**  
FOUNDATION

**DC**  
COLUMBUS  
ARTS CENTER

ARTS WORKS

National  
Endowment  
for the Arts

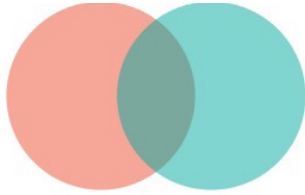
Nationwide  
FOUNDATION

**SHUBERT**  
FOUNDATION, Inc.

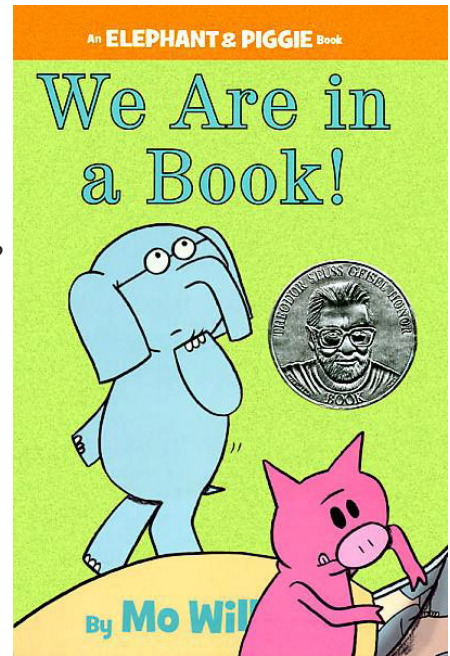
Ohio Arts Council

# THINGS TO THINK ABOUT AND DO

## After the Show



1. Find an *Elephant and Piggie* book at the local library and read it with a family member or peer. Compare and contrast the book with the musical version. What was the same? What was different? Create a Venn diagram showing the differences and similarities that you thought of. Share that diagram with the same person with whom you read the book.



Curriculum Connection

CCSS.ELA-Literacy.RI.2.9

Compare and contrast the most important points presented by two texts on the same topic.



2. Gerald and Piggie were invited to a party in the play. What kind of party sounds fun to you? Create an invitation to an imaginary party. What kind of party is it? What should people wear? What time does it start and on what day? Draw pictures and write down as many details as you can think of about your imaginary party.

Curriculum Connection

CCSS.ELA-Literacy.W.K.2


Use a combination of drawing, dictating, and writing to compose informative/explanatory texts in which they name what they are writing about and supply some information about the topic.

3. Gerald and Piggie had a very eventful day. During the day, they mimed certain actions. Do you remember which actions they mimed? Mime those same actions and think about other actions that you can act out without speaking. Were there other actions in the play that you can mime? Then, try adding lines that Gerald and Piggie said during those actions.

Curriculum Connection

**Drama/Theatre: Grade 1**  
Cognitive and Creative Learning processes  
Producing/Performing 3PR


Demonstrate various movements, voices, and feelings by performing a variety of familiar roles.



# Fun Facts About Elephants



- Elephants are the largest land animals in the world.
- The elephant is the only mammal that can't jump!
- Elephants can live to be more than 70 years old.
- Like cats, elephants sometimes purr to communicate.
- When elephants swim, they use their trunks like a snorkel.
- Elephants are herbivores and sometimes spend 16 hours a day looking for leaves, bamboo, twigs, and roots to eat.
- Although they have poor eyesight, elephants have an excellent sense of smell.



## Research Activity:



Did you know that there are two types of elephants? Research using the internet and books from your local library to learn more about elephants. Where do the different kinds of elephants live? What do they look like? How else are they similar and different? Share your discoveries with a peer or family member.

## Curriculum Connection

CCSS.ELA-Literacy.W.2.7

Participate in shared research and writing projects (e.g., read a number of books on a single topic to produce a report; record science observations).

# Fun Facts About Pigs



- Pigs are the 4th smartest animal on the planet. They are even smarter than dogs and cats!
- Pigs are omnivores; they eat both plants and meat.
- Pigs like to roll around in mud to cool off on hot days because pigs cannot sweat.
- Although pigs have a reputation for being dirty, they are actually extremely clean animals.
- Pigs have 44 teeth.
- Pigs have a very good sense of smell.
- Some people have pigs as pets because they do not shed and have hair instead of fur.



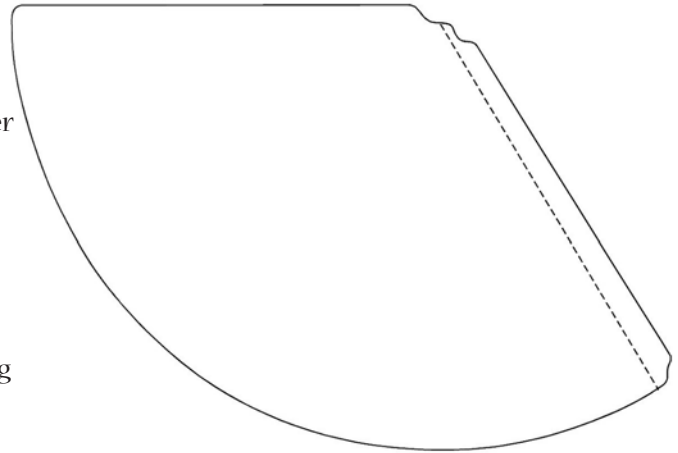
# CRAFT CORNER

## Elephant and Piggie Party Hat

Gerald and Piggie have a hard time deciding what to wear to the Squirrelles' party. They don't even know what kind of party it is! Think about what kind of party you would like to have or have had. It could even be the same party that you created an invitation for in the activity on page 4. Decorate your cone-shaped party hat for the occasion!

### Materials:

- decorative paper or construction paper
- party hat template which looks like this but bigger (visit website below)
- scissors
- a pencil
- a ruler
- glue or tape
- embellishments (glitter, stickers, etc.)
- crayons, markers, or colored pencils for decorating
- a single hole punch (optional)
- string or ribbon



### Instructions:

1. Cut out template.
2. Trace template onto decorative or construction paper.
3. Cut shape out of decorative or construction paper.
4. Mark or score the dotted line from the template.
5. Fold along the line to create a flap.
6. Add glue to flap and fold shape into a cone.
7. Decorate it however you want to! It's your party after all!
8. Use tape or a hole punch to attach string or ribbon to hat.
9. Party like Gerald and Piggie!

### Source:

<http://make-handmade.com/2011/11/05/paper-crafts-for-kids-party-hat-tutorial-2/>

### Party Hat Template:

<https://s-media-cache-ak0.pinimg.com/originals/c6/6a/3b/c66a3b7bf15d6c9aa0b3919c9281571e.jpg>