

2016–2017 Season

CATCO IS
KIDS!

PLAYGUIDE

GOLDILOCKS and the THREE BEARS

by George Stiles & Anthony Drewe

January 13–22, 2017

Columbus Performing Arts Center, 549 Franklin Ave.



The Story

Our story begins as a normal day in the woods for Father, Mother, and Baby Bear. However, things begin to change when they find a notice that says that a road is being built right through the woods they call their home! Of course, the bears are not happy about this but decide to leave their house for the day. Goldilocks and her father, Mr. Locks, enter the forest. Mr. Locks is a lumberjack who is cutting down trees so that the road through the woods can be built. Goldilocks decides to join him because she is bored. Her boredom leads her on a familiar adventure with a fresh perspective that shows what happens when the worlds of bears and humans collide and how the two can get along. Will the road be built? What will happen to the bears' home?



About the Musical Writers:

George Stiles (music) and Anthony Drewe (lyrics)



Individually, George Stiles and Anthony Drewe have both had successful careers in theatre. However, their best known works are those that they wrote as a team. They have worked together for more than 30 years, and their work has been performed around the world in dozens of languages. Some of their most famous works include *Honk!*, the musical stage version of *Mary Poppins*, and a recent version of *The Wind in the Willows*. Stiles and Drewe have won numerous awards during their musical-theatre writing partnership, including the Laurence Olivier Award for Best New Musical for *Honk!* and 45 major theatre awards from around the world for *Mary Poppins*.

Season sponsor
Lbrands
FOUNDATION
VICTORIA SLOVIC / JAMES BOON / JAMES
FRY / LE BRONCO / ARNE BRONCO

Season partner
COLUMBUS
METROPOLITAN
LIBRARY

Presenting partner
THE CITY OF
COLUMBUS
RECREATION AND PARKS

THE COLUMBUS
FOUNDATION
*the Barbara B. Cooney,
Nina B. Polkman, and
Martha G. Smith Funds*

cdac
Greater Columbus
Arts Council

ART WORKS

National
Endowment
for the Arts

Nationwide
Foundation

THE SHUBERT
FOUNDATION, INC.

Ohio Arts
COUNCIL

About the Author: Robert Southey



Robert Southey was born in 1774 in England and is considered a writer from the Romantic Period. Many of the writers of his time either wrote poetry or wrote prose. Southey did both and was famous for being excellent at each one. He grew up in the care of his aunt and later attended school and married his wife Edith. During his early life, he wrote mostly poetry and befriended other romantic writers like Samuel Taylor Coleridge. He was even named poet laureate. His later writing career was spent mostly on writing prose. He wrote essays, histories, and stories. One collection of his prose called *The Doctor* included the story of a little girl named Silver-hair who finds a house belonging to three bears in the woods. This tale, "The Story of the Three Bears" became what we recognize today as *Goldilocks and the Three Bears*.

<https://www.britannica.com/biography/Robert-Southey>

Fun Facts About Bears



- Bears are 'omnivores,' meaning that they eat both meat and plants.
- Bears are mammals.
- You can find bears on every continent except Antarctica and Australia.

- There are eight different species of bears. Each species has even more subspecies!
- Many bears hibernate. 'Hibernation' is a deep sleep that mammals go into during the winter.
- Bears have very good senses of smell, sight, and hearing.




- Mother bears teach their cubs how to hunt and find food.
- Bears are very good at climbing trees.



- To scare off other bears, sometimes bears will fluff up their fur and stand on their hind legs so that they look even bigger!
- Polar bears inhabit the North Pole, not the South Pole.



- Bamboo is the main source of food for panda bears.
- The sun bear is one of the smallest bears. It's only four feet tall. You can see one at the Columbus Zoo!
- Bears are very important in folktales, myths, and fairytales from all over the world.



- Baloo from *The Jungle Book* is a sloth bear.

BEFORE THE SHOW


Curriculum Connections



You can use this Playguide and your visit to CATCO is Kids to help your students meet the curriculum standards required in schools by the Ohio Department of Education and the Common Core State Standards Initiative. Look throughout our Playguide for the icon

[Curriculum Connection](#)

and you will find academic standards that correspond with the different activities listed.



Drama/Theatre: Grade 3
Cognitive and Creative Learning
Processes: Producing
and Performing 2PR

[Curriculum Connection](#)



1. With a parent or guardian, take a trip to the local library. Find a book in the juvenile section that tells the story of *Goldilocks and the Three Bears* and read it with a family member. Who are the characters in the story? Where does the story take place? Can you list all of the events that happen in the story? What did the characters think and feel during the story? Use the answers to these questions to create your own play based on *Goldilocks and the Three Bears*. Do you think your play will be similar to or different than this play? Perform your play for family or friends. Don't forget to add some fun props!

Use voice, movement, space and physical objects to communicate a storyline and a character's thoughts, feelings and ideas.



CCSS.ELA-Literacy.RL.2.3:
Grade 2

[Curriculum Connection](#)



2. With a parent or guardian, visit your local library. Find a book in the juvenile section that tells the story of Goldilocks and read it with a family member. Write a list of what happens in the story. Many times, this story focuses on Goldilocks' point of view. How do you think the three bears felt during the story? Pretend you are Baby Bear and write a letter to Goldilocks about how you felt about your porridge, chair, and bed. Make sure you write your thoughts and feelings about each event in the story. Share your letter with a family member!

Describe how characters in a story respond to major events and challenges.



Drama/Theatre: Grade 1
Cognitive and Creative Learning
Processes: Producing
and Performing 6PR

[Curriculum Connection](#)



3. With a parent or guardian, visit the local library and find a book in the juvenile sections that tells the story of Goldilocks and read it with a family member. Pay close attention to the pictures. Actors sometimes create frozen pictures onstage with their bodies. We call them tableaux. With a family member or friend, work together to create your own poses and positions that retell scenes from the Goldilocks story. Remember, you can only tell the story with frozen poses and not words. Share your story with your family or friends.


Work cooperatively to present a tableau, improvisation or pantomime.

AFTER THE SHOW

Activities

Drama/Theatre: Grade 3,
Cognitive and Creative Processes:
Responding and
Reflecting 4RE

Curriculum
Connection



CCSS.ELA-Literacy.RL.2.9

Curriculum
Connection

1. After seeing the performance of *Goldilocks and the Three Bears*, talk with your class or peers about the performance. Discuss certain elements of the play such as the characters, props, or set pieces. How did these elements enhance your understanding of the story? Share your opinions and make sure to respectfully consider the opinions of others.

Share personal opinions about a play or theatre experience and respectfully consider the opinions of others.



2. After watching the CATCO is Kids production of *Goldilocks and the Three Bears*, go to the library with your parent or guardian and check out *Goldilocks and the Three Bears* by Jan Brett in the juvenile section. Read the book with a family member. After reading it, create a Venn diagram that shows the similarities and differences between the CATCO is Kids performances and Jan Brett's version. How were the stories different? How were they the same? Share your thoughts with a family member or friend.

Compare and contrast two or more versions of the same story (e.g., Cinderella stories) by different authors or from different cultures.

Music: Grade 1, Cognitive and
Creative Processes:
Responding and
Reflecting 2RE

Curriculum
Connection

3. *Goldilocks and the Three Bears* at CATCO is Kids is a musical. The characters sing about what is happening to them and how it makes them feel. After seeing the CATCO is Kids performance, write a list of your favorite scenes when the characters sang. What were they singing about? How did the characters feel? Did the music help you understand the characters' emotions? If so, how? Share your findings with a family member or peer!

Describe how music communicates feelings, moods, images and meaning.



Research Project



In the musical version of *Goldilocks* at CATCO is Kids, the worlds of bears and humans meet in the forest. Mr. Locks is chopping down trees to build a new road. Father, Mother, and Baby Bear are not happy about that because their home is the forest. The forest needs trees! With a parent or guardian research the words 'conservation' and 'deforestation'. What do they mean? Using the same resources find what you can do to help conservation and prevent deforestation! Write a list and a journal entry about how you can get involved in conservation. Talk about what you can do with a family member.

CCSS.ELA-Literacy.W.3.7

Curriculum
Connection

Conduct short research projects that build knowledge about a topic.

CRAFT CORNER

Paper Bag Bear Puppet

Everyone loves the three bears in the Goldilocks story. Now, it's your chance to create your own bear! Will it be Father, Mother, or Baby? Follow the directions below and find out!



Materials needed:

- a paper bag
- the bear template found at the link below
- crayons, markers, or colored pencils
- scissors
- glue

Directions:

1. Print the template from the website below.
2. Color the template using your favorite coloring medium.
3. Cut out the pieces.
4. Turn the paper bag upside-down glue them onto the paper bag as shown. Be sure to put the paws on the body, the head and ears on top of the flap, and the teeth under the flap.
5. Take your puppet on an imaginary adventure!

stuck-on-glue.blogspot.com/2011/01/polar-bear-paper-bag-puppet.html

