

2019-2020 Season

CATCO IS
KIDS!

PLAYGUIDE



March 6-15, 2020 • Van Fleet Theatre, CPAC

based on the book by: **Denver Casado & Brian Dawson**
music and lyrics by: **Denver Casado**

The Story

PRESS START! transports us inside the bright, pixelated world of video games! When the famous characters we know and love run out of lives, they decide to put on a musical fundraiser that will help them raise gold rings and play on. Through hilarious and heartfelt musical numbers, we see the heroes, villains, and sidekicks like we've never seen them before. But when things go terribly awry, who will step in to save the day?

About the Playwright, Composer, and Lyricist: Denver Casado

Denver Casado discovered the joy of writing songs and telling stories at an early age, inspiring him to move to New York City to study musical writing. For nearly a decade, Casado worked as an arts educator with some of New York City's leading theatrical organizations. Casado has written thirteen musicals, which have been performed in over 70 countries around the world. His innovative approach to youth musical theatre has earned him invitations to speak at national conferences for the American Alliance for Theatre Education and for the American Association of Community Theatre. Casado is one of the founders of Beat by Beat Press, the company that licenses *Press Start!*



CATCO IS GRATEFUL

SEASON SPONSOR
Lbrands
FOUNDATION
VICTORIA'S SECRET / PINK / BATH & BODY WORKS

PRESENTING SPONSOR

COLUMBUS
RECREATION AND PARKS

SEASON SUPPORT

Greater Columbus
Arts Council

 THE COLUMBUS FOUNDATION

 Ohio Arts
COUNCIL

 Nationwide
Foundation

 THE SHUBERT
FOUNDATION INC.

SEASON PARTNER
 COLUMBUS
METROPOLITAN
LIBRARY
MEDIA SPONSOR
wosu public
media

BEFORE THE SHOW

Curriculum Connections




You can use this Playguide and your visit to CATCO is Kids to help your students meet the curriculum standards required in schools by the Ohio Department of Education and the Common Core State Standards Initiative. Look throughout our Playguide for the icon and you will find academic standards that correspond with the different activities listed.

Curriculum
Connection

Activities

1. In *Press Start!* there are plenty of video game heroes, villains, and sidekicks. Think about who your favorite video game sidekick is. Maybe it's Luigi, Toad, or Princess Peach from Mario? Maybe it's Tails or Knuckles from Sonic the Hedgehog? After deciding on a character, write a letter to that sidekick's hero from your chosen character's point of view. How does this character see the other characters? How does this character feel about being a sidekick? Do they ever want to be the hero? Use your letter to create your own short scene about your sidekick character and perform it for a family member or peer. Do you think your scene will be similar to *Press Start!* ?



Curriculum
Connection

Drama/Theatre: Grade 3
Cognitive and Creative
Processes: Producing and
Performing 5PR

Express a character's thoughts and feelings in writing.

2. With a parent or guardian, visit the local library and find a comic book, picture book, or TV show based on a video game character in the juvenile section. There are plenty of TV shows and books about video game characters. Read the book or watch the show with a family member. With guidance and support from an adult, create a list of the characters in the story, where it takes place, and what happens in the story. Using the list that you created, act out who the characters are, where the story takes place, and your favorite part of the story. Perform your ideas for family and friends. How do you think those characters will act in *Press Start!*?



Curriculum
Connection

**CCSS.ELA
Literacy.RL.4.3**

Describe in depth a character, setting, or event in a story or drama, drawing on specific details in the text (e.g., a character's thoughts, words, or actions).



3. Think about your favorite video game. It could be one that you've played many times. Make a list of who the characters are. What is the story? Create a list of events in the story that are important. Using your list of characters and events, create a short scene based on your favorite part of the story. Perform that scene for family or peers. Were there things you had to change to make the scene make more sense as a drama instead of a video game? What did you change and why? Share your answers with a family member or peer.

Curriculum
Connection

Drama/Theatre: Grade 5
Cognitive and Creative
Processes: Creating 4CE

Discuss how a written adaption of a story varies among media, including theatre, film, video and other arts media.

CATCO IS GRATEFUL

SEASON SPONSOR
Lbrands
FOUNDATION
VICTORIA'S SECRET / PINK / BATH & BODY WORKS

PRESENTING SPONSOR

COLUMBUS
RECREATION AND PARKS

SEASON SUPPORT

Greater Columbus
Arts Council

 THE COLUMBUS FOUNDATION

OhioArts
COUNCIL


 Nationwide
Foundation
THE SHUBERT
FOUNDATION INC.

SEASON PARTNER
 COLUMBUS
METROPOLITAN
LIBRARY
MEDIA SPONSOR
wosu public
media

AFTER THE SHOW

Activities

1. After watching the CATCO is Kids production of *Press Start!*, write down ideas about how your favorite character acted. What did that character do in the play? Create a list of those actions. Were they important to the story? Was this different than the way they act in their video games? Create a Venn diagram that shows the similarities and differences between the character in *Press Start!* at CATCO is Kids and their video games. How are they different? How are they the same? Share your thoughts with a family member or friend and then act the chosen character out based on *Press Start!* and their video game.




Curriculum Connection

**CCSS.ELA
Literacy.RL.3.3**

Describe characters in a story (e.g., their traits, motivations, or feelings) and explain how their actions contribute to the sequence of events.

2. *Press Start!* at CATCO is Kids is a musical. The characters sing about what is happening to them and how it makes them feel. After seeing the CATCO is Kids performance, write a list of your favorite songs from the show. What were they singing about? How did the characters feel? Did the music help you understand the characters' emotions? Share your thoughts with a family member or peer!



Curriculum Connection

Music: Grade 4
Cognitive and Creative
Processes: Responding
and Reflecting 2RE

Describe the connection between emotion and music in selected musical works.

3. *Press Start!* is filled with some of the most popular video game characters ever. However, there are some very famous characters that aren't in the show. Think about your favorite video game character who is not in *Press Start!* Are they a hero, sidekick, or villain? Imagine what that character would do in *Press Start!* Create your own short scene with that character in the story and act it out for a family member or peer. Be sure to act like that character!



Curriculum Connection

Drama/Theatre: Grade 5
Cognitive and Creative
Processes: Producing and
Performing 1PR

Use sensory and memorization skills to create a character's movement and voice in comedic and dramatic situations, scripted and improvised.

CATCO IS GRATEFUL

SEASON SPONSOR



PRESENTING SPONSOR



SEASON SUPPORT



Greater Columbus Arts Council

THE COLUMBUS FOUNDATION



SEASON PARTNER



MEDIA SPONSOR



FUN FACTS

Fun Facts about Video Games


Press Start! transports us to the amazing world of video games. Although there are thousands and thousands of video games that exist, video games weren't always around. Check out the fun facts below to learn more about the history of video games and interesting information!



- The first coin-operated games appeared in the 1970s. Pong was one of the first video games ever created.
- Before Sonic was a hedgehog, he was a rabbit, but the creator decided the ears would be too hard to animate.
- Sonic was also almost an armadillo, but the designer chose a hedgehog named Mr. Needlemouse. Lucky for us, the name was changed!
- Super Mario Brothers was the first video game ever turned into a movie. A young actor named Tom Hanks auditioned for the role but didn't get it because no one knew him yet!



- There are over 30 different genres of video games.



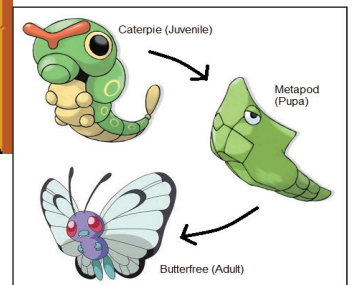
- Rumor has it that only ten copies exist of Sega's version of Tetris.
- Video games help problem solve and train our brains to make the right decisions faster.
- Surgeons who play video games regularly make 37% fewer mistakes and perform their tasks 27% faster than their peers.

• Sony and Nintendo worked together to create the first video game system to use CDs. Nintendo decided to leave the project, but Sony kept working. This is how the Playstation became a reality.

- Mario was given a mustache because the creator wanted players to see his nose!
- Fortnite has approximately 45 million players worldwide.



- The first playable female character in video games appeared in the arcade game Typhoon Gal in 1985.
- As a child, Satoshi Tajiri, the man who created Pokemon, loved collecting caterpillars and watching them change into butterflies. This directly inspired him to create the Pokemon video games.
- The average age of video game players in the United States is 36 years old!
- 60% of Americans play video games every day.



CATCO IS GRATEFUL



CRAFT CORNER

Angry Birds Paddle

Do you smell bacon? Angry Birdy in *Press Start!* was certainly on the lookout for pigs. Now, you can create your very own Angry Birds Paddle. Create two and add in a balloon, and you can have your very own game of balloon Pong. Bonus points if you decorate the balloon to look like a green pig!



Supplies needed:

- red plate
- white, yellow, black, and red construction paper
- tongue depressor/popsicle stick
- scissors
- glue
- green balloon (optional)

Directions:

1. Cut out three half circles from the white construction paper. One should be large (the belly) and the other two should be the same smaller size (the eyes).
2. With an adult's help, glue the belly and eyes on to the red plate.
3. Cut out two triangles from the yellow construction paper. One should be a bit longer than the other. This is the beak.
4. With an adult's help, glue the beak on to the red plate.
5. Cut two long rectangles and two small circles out of the black construction paper. These are the eyebrows and pupils.
6. With an adult's help, glue the eyebrows and pupils on to the red plate.
7. Cut two small feathers out of the red construction paper. These will be the hair on top of the bird's head.
8. With an adult's help glue the feathers on the top of the plate and the popsicle stick on the bottom.
9. Go hunt some piggies with your very own Angry Bird.
10. Create another paddle, blow up a green balloon, and challenge your friends to a game of balloon ping pong!



CATCO IS GRATEFUL

SEASON SPONSOR

Lbrands
FOUNDATION
VICTORIA'S SECRET / PINK / BATH & BODY WORKS

PRESENTING SPONSOR



SEASON SUPPORT



Greater Columbus
Arts Council

THE COLUMBUS FOUNDATION

Ohio Arts
COUNCIL



THE SHUBERT
FOUNDATION INC.

SEASON PARTNER



MEDIA SPONSOR

WOSU public media